


# BASE PREPARATION: SKIS & SNOWBOARDS

**1**




Brush with brass or fine-steel brush, Follow with fibertex in forward and backward directions, This opens the base.

**2**




Warm one layer of Skigo Soft High Penetration into base. Scrape wax while still warm. This will clean the base of dirt and old wax.

**3**



Warm in 1 layer of Skigo Soft. Let cool before scraping. Brush well with a nylon brush. Repeat a second time.

**4**



Warm in 1 layer of Skigo Violet or Skigo Violet LF when racing. Let cool 15 minutes before scraping. Brush well. Repeat two to 4 more times.

## Waxing of the Day



Brush bases with a brass or fine-steel brush to open the structure. Apply the wax of the day (Yellow is shown as an example). Let cool 15 minutes before scraping and brushing with a nylon brush; use a horsehair brush with high and pure fluoro glide waxes.

[Refer to catalogue for more information or visit \[www.skigo.ca\]\(http://www.skigo.ca\)](#)  
**Made in Sweden by skiers**

*Official Supplier to numerous National Teams across the globe.*